



**DIA DOS POVOS**

# Indígenas

**Livro de Atividades -  
Alfabetização**



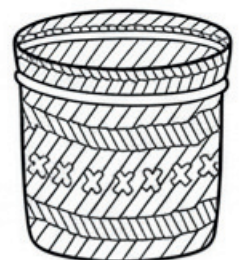

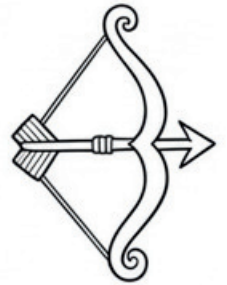

**Material educativo do Blog Ello Educar**

Nome: \_\_\_\_\_

Data: \_\_\_\_\_

# DIA DOS POVOS INDÍGENAS



Pinte as figuras relacionadas aos povos indígenas.



Nome: \_\_\_\_\_ Data: \_\_\_\_\_

## DIA DOS POVOS INDÍGENAS

1. ENCONTRE E MARQUE COM UM X O INTRUSO EM CADA QUADRO.





Nome: \_\_\_\_\_

Data: \_\_\_\_\_

# DIA DOS POVOS INDÍGENAS

VAMOS CLASSIFICAR AS FIGURINHAS, RECORTAR E COLAR NO LOCAL CORRETO:

ANIMAIS	ALIMENTOS	MORADIAS




Nome: \_\_\_\_\_

Data: \_\_\_\_\_

# DIA DOS POVOS INDÍGENAS

Escreva a letra inicial de cada gravura.




Nome: \_\_\_\_\_ Data: \_\_\_\_\_

## DIA DOS POVOS INDÍGENAS

COMPLETE COM AS VOGAIS FALTOSAS:



P ○ ○ X ○



C ○ P ○ V ○ R ○



M ○ L H ○



C ○ S ○



M ○ C ○ C ○



T ○ T ○


Nome: \_\_\_\_\_ Data: \_\_\_\_\_

# DIA DOS POVOS INDÍGENAS

COMPLETE COM AS VOGAIS FALTOSAS:



P ○ ○ X ○



C ○ P ○ V ○ R ○



M ○ L H ○



C ○ S ○



M ○ C ○ C ○




T ○ T ○

Nome: \_\_\_\_\_

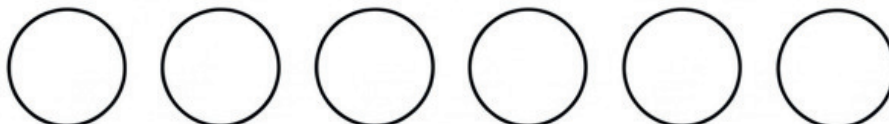
Data: \_\_\_\_\_

## DIA DOS POVOS INDÍGENAS


PINTE AS CONSOANTES E UMA BOLINHA PARA CADA SÍLABA DA PALAVRA:



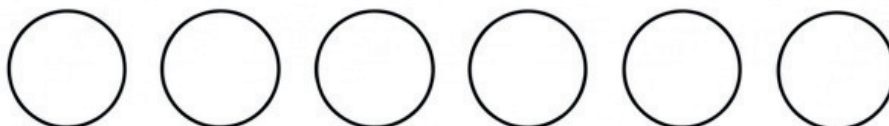
PEIXE



CAPIVARA




BATATA-DOCE



MILHO



CASA


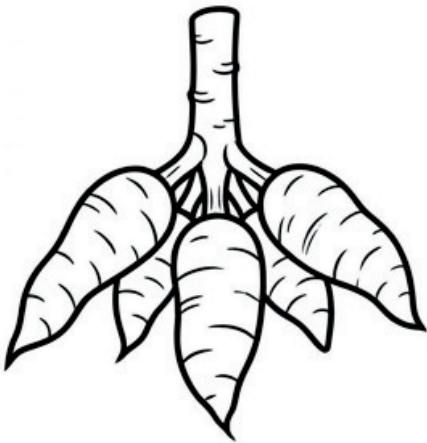



Nome: \_\_\_\_\_

Data: \_\_\_\_\_

# DIA DOS POVOS INDÍGENAS

## DITADO RECORTADO



PAPAGAIO

TATU

CAPIVARA

MANDIOCA

MACACO




PEIXE

Nome: \_\_\_\_\_

Data: \_\_\_\_\_

## DIA DOS POVOS INDÍGENAS

LEIA O NOME DAS FIGURAS E COLOQUE O NÚMERO CORRESPONDENTE EM CADA DESENHO:



1 MACACO

2 CACHORRO

3 PAPAGAIO

4 TATU

5 MILHO

6 BATATA

7 CAPIVARA

8 CASA

9 MANDIOCA

10 PEIXE

Nome: \_\_\_\_\_ Data: \_\_\_\_\_

# DIA DOS POVOS INDÍGENAS

Escreva o nome das gravuras.




\_\_\_\_\_



\_\_\_\_\_



\_\_\_\_\_



\_\_\_\_\_



\_\_\_\_\_

Nome: \_\_\_\_\_ Data: \_\_\_\_\_

## **DIA DOS POVOS INDÍGENAS**


LEIA AS PALAVRAS E COMPLETE O QUADRO:

PALAVRAS	Nº DE LETRAS 	Nº DE SÍLABAS 	Nº DE VOGAIS	Nº DE CONSOANTES
MANDIOCA				
PEIXE				
PAPAGAIO				
CACHORRO				
TATU				
MACACO				
CASA				
MILHO				
CAPIVARA				
BATATA-DOCE				
ALDEIA				
CRIANÇAS				

Nome: \_\_\_\_\_ Data: \_\_\_\_\_

## DIA DOS POVOS INDÍGENAS

ORDENE AS PALAVRAS SEGUINDO OS NÚMEROS E REESCREVA A FRASE::



NO  
3

COMI  
1

JANTAR.  
4

MANDIOCA  
2

\_\_\_\_\_



BURACO.  
5

ESTÁ  
3

O  
1

NO  
4

TATU  
2

\_\_\_\_\_



CASA  
2

MINHA  
1

GRANDE.  
4

É  
3

\_\_\_\_\_



ÁRVORE.  
5

MACACO  
2

O  
1

NA  
4

BRINCA  
3

\_\_\_\_\_



GOSTA  
3

MEU  
1

DE  
4

CORRER.  
5

CACHORRO  
2

\_\_\_\_\_

Nome: \_\_\_\_\_ Data: \_\_\_\_\_

## **DIA DOS POVOS INDÍGENAS**

SEPARE AS PALAVRAS DA FRASE E REESCREVA:



COMIMANDIOCANOJANTAR.

\_\_\_\_\_



OTATUESTÁNOBURACO.

\_\_\_\_\_



MINHACASAÉGRANDE.

\_\_\_\_\_



OMACACOBRINCANAÁRVORE.

\_\_\_\_\_



MEUCACHORROGOSTADECORRER.




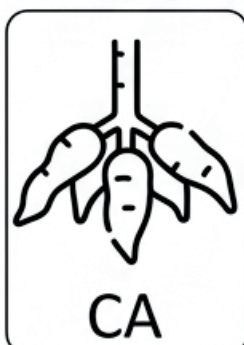





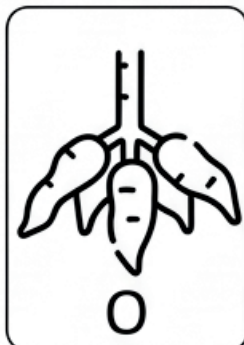



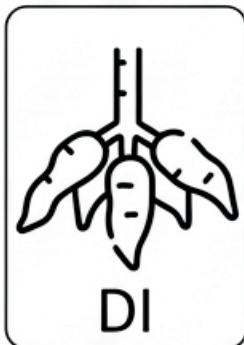


\_\_\_\_\_

Nome: \_\_\_\_\_

Data: \_\_\_\_\_

# JOGO DAS SILABAS

PINTAR OS DESENHOS, RECORTAR E MONTAR O NOME DA FIGURA DEPOIS COLAR NO CADERNO:



Nome: \_\_\_\_\_

Data: \_\_\_\_\_

# DIA DOS POVOS INDÍGENAS

CONTE AS IMAGENS E ESCREVA NOS QUADRINHOS





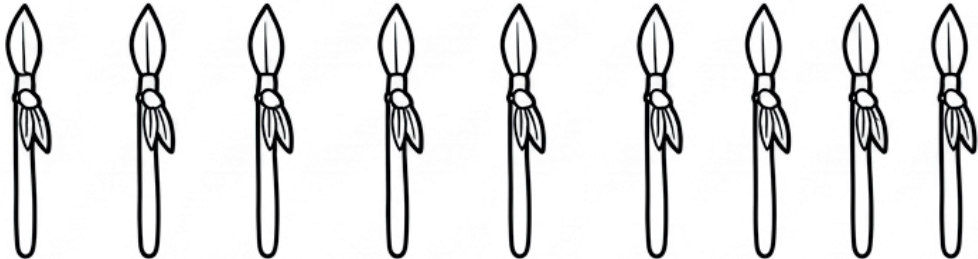


Nome: \_\_\_\_\_

Data: \_\_\_\_\_

# DIA DOS POVOS INDÍGENAS

Conte a quantidade de gravuras em cada quadro e escreva o número.


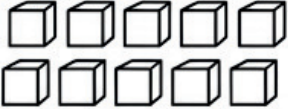
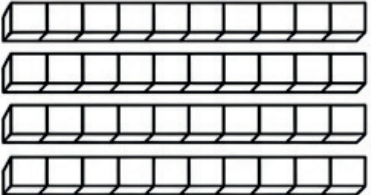


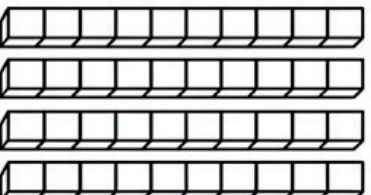


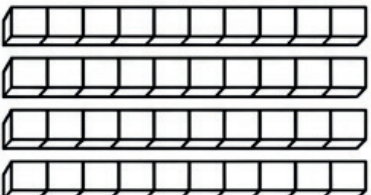

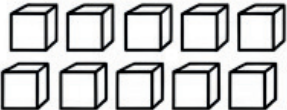
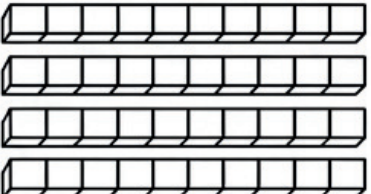


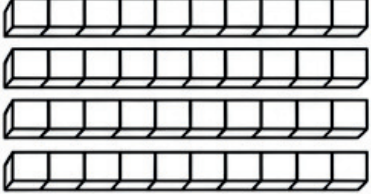

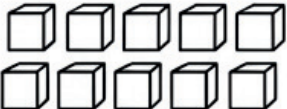
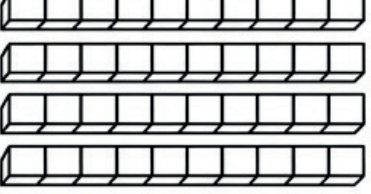

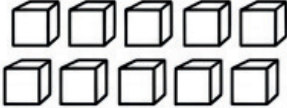
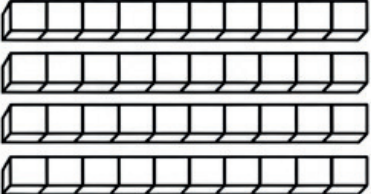

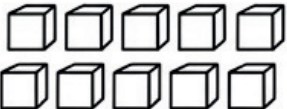
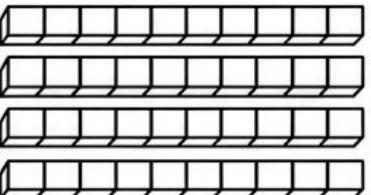

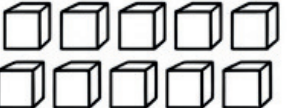
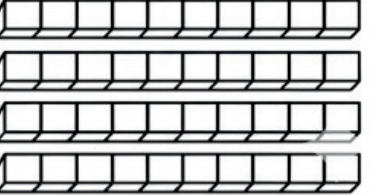
	
	
	
	
	

Nome: \_\_\_\_\_

Data: \_\_\_\_\_

## DIA DOS POVOS INDÍGENAS

CONTANDO OS ANIMAIS, PINTE A QUANTIDADE INDICADA NO MATERIAL DOURADO:






 <b>31</b>  	 <b>43</b>  	 <b>24</b>  
 <b>40</b>  	 <b>25</b>  	 <b>28</b>  
 <b>35</b>  	 <b>45</b>  	 <b>20</b>  

Nome: \_\_\_\_\_

Data: \_\_\_\_\_

## DIA DOS POVOS INDÍGENAS

Conte a quantidade de gravuras em cada quadro e escreva o número.





## **ATENÇÃO: AVISO IMPORTANTE SOBRE DIREITOS AUTORAIS**

### **Posso compartilhar o material com outros professores?**

O material é oferecido para uso pessoal e em sala de aula. Contudo, é fundamental respeitar os direitos autorais:

- Permitido: Imprimir quantas vezes desejar para uso com seus alunos. Se quiser enviar para outros professores, pedimos que, por gentileza, **compartilhar material usando o link do artigo do Blog Ello Educar.**
- Não permitido: Qualquer forma de plágio, cópia, reprodução, redistribuição ou venda, total ou parcial, sem autorização da autora **Lídia Maria Sousa de Lima**, conforme a Lei nº 9.610/98.

**Agradecemos pela leitura e por valorizar nosso esforço, feito com dedicação para apoiar o seu dia a dia na educação.**

# Gostou desse material?

Nos siga em nossas redes sociais e fique por dentro das nossas atualizações



[@elloeducar](https://www.instagram.com/elloeducar)



Blog [Ello Educar](https://elloeducar.com.br)



[Ello Educar](https://www.pinterest.com/elloeducar)



Fale conosco por meio de nossa e-mail:

[contato@elloeducar.com.br](mailto:contato@elloeducar.com.br)

Ou através de nosso formulário de contato

[Contato - Ello Educar](#)

**Acompanhe o nosso blog e não perca nenhuma atualização!**

**Adicione nosso site aos seus favoritos e tenha acesso diário a conteúdos educativos, artigos exclusivos, planos de aula e sugestões de atividades para enriquecer sua prática pedagógica. Inspire-se, compartilhe e transforme sua sala de aula com a gente!**



[Blog Ello Educar](https://elloeducar.com.br)