

ATIVIDADES DIAGNÓSTICAS

1º, 2º e 3º anos



TEMA: FRUTAS

Nome: _____

Professor: _____ Data: _____ Turma: _____

Nome: _____

LABIRINTO












Indique o caminho correto para colocar a torta de frutas no prato da criança.



Nome: _____

MAIOR / MENOR




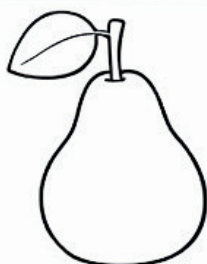


Em cada conjunto, circule a menor fruta e faça um x na maior fruta.



Nome: _____

MAIOR / MENOR

Em cada conjunto, circule a menor fruta e faça um x na maior fruta.



Nome: _____

JOGO DAS SOMBRAS

Observe a imagem e ligue a sombra correta.



Nome: _____

JOGO DAS SOMBRAS






Observe a imagem e ligue a sombra correta.



Nome: _____

VOGAIS

Pinte as vogais de acordo com a legenda.



U

E

A

O

I

E

O

I

A

U

E


I

O

O

U

A



Nome: _____

ALFABETO

Complete o alfabeto com a letra inicial de cada fruta.

A



D


E

F



H

I



L



N

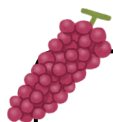
O



Q

R

S



V

W

X

Y

Z



Nome: _____

ALFABETO

Complete o alfabeto com a letra inicial de cada fruta.

A



D

E

F



H

I



L



N

O



Q

R

S



V

X

Y

X

Z

X


Y




Nome: _____

LIGUE AS FRUTAS

Ligue o nome das frutas com as imagens correspondentes.



MAÇÃ





BANANA

ABACAXI





CEREJA

KIWI




MELANCIA

LARANJA




UVA

PERA




MORANGO




Nome: _____

LIGUE AS FRUTAS

Ligue o nome das frutas com as imagens correspondentes.





MAÇÃ




BANANA

ABACAXI



CEREJA


KIWI



MELANCIA




LARANJA




UVA



PERA



MORANGO




MORANGO


Nome: _____

FOME DE PALAVRAS

Complete as palavras usando vogais.




_____B_____C_____T_____



M_____R_____NG_____



M_____NG_____




P_____R_____




M_____Ç_____



_____B_____C_____X_____



L_____R_____NJ_____



_____V_____

Nome: _____

FOME DE PALAVRAS

Complete as palavras usando vogais.



____B____C____T____



M____R____NG____




M____NG____



P____R____




M____Ç____



____B____C____X____



L____R____NJ____




____V____

Nome: _____


ESCREVENDO NOME DE FRUTAS

Escreva o nome das frutas abaixo:



















Nome: _____

ESCREVENDO NOME DE FRUTAS

Escreva o nome das frutas abaixo:





















Nome: _____

SALADA DE LETRAS


Desembaralhe as letras para descobrir o nome das frutas.




C	A	U	M	Á	R	J	A



N	A	A	N	A	B



L	I	N	A	C	M	E	A




A	I	G	O	A	B

Nome: _____

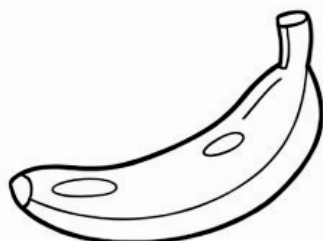
SALADA DE LETRAS

Desembaralhe as letras para descobrir o nome das frutas.




C	A	U	M	Á	R	J	A
---	---	---	---	---	---	---	---

--	--	--	--	--	--	--	--




N	A	A	N	A	B
---	---	---	---	---	---

--	--	--	--	--	--



L	I	N	A	C	M	E	A
---	---	---	---	---	---	---	---

--	--	--	--	--	--	--	--




A	I	G	O	A	B
---	---	---	---	---	---


--	--	--	--	--	--


Nome: _____


QUAL É A SÍLABA?


Assinale a sílaba que completa corretamente cada palavra.


 ____RANJA	BA
	LA
	CA


 ____RANGO	MO
	NO
	BO


 ____WI	CI
	KI
	JI

 ____CO	DO
	KO
	CO

 ____NANA	CA
	BA
	DA

 ____MÃO	NA
	LA
	MA


 ____LANCIA	DE
	VE
	ME


 ____RA	ME
	PE
	CE


Nome: _____


QUAL É A SÍLABA?


Assinale a sílaba que completa corretamente cada palavra.

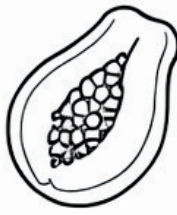
 ____RANJA	BA
	LA
	CA


 ____RANGO	MO
	NO
	BO


 ____WI	CI
	KI
	JI

 ____CO	DO
	KO
	CO

 ____NANA	CA
	BA
	DA

 ____MÃO	NA
	LA
	MA


 ____LANCIA	DE
	VE
	ME

 ____RA	ME
	PE
	CE

Nome: _____

CONTE E ESCREVA


Conte as frutas e escreva suas quantidades.



Nome: _____

CONTE E ESCREVA


Conte as frutas e escreva suas quantidades.



Nome: _____

CONTAGEM DE FRUTAS

Escreva em cada caixa a quantidade de frutas.








=

.....





=

.....



=

.....



=

.....





=

.....

Nome: _____

CONTAGEM DE FRUTAS




Escreva em cada caixa a quantidade de frutas.



Nome: _____

ORDEM NUMÉRICA


Preencha o número que falta na sequência.



Nome: _____

ORDEM NUMÉRICA



Preencha o número que falta na sequência.



Nome: _____

CONTE AS FRUTAS

Escreva em cada caixa a quantidade de frutas.




10





10

Nome: _____

CONTE AS FRUTAS

Escreva em cada caixa a quantidade de frutas.


















				
<input type="text"/>	<input type="text"/>	<input type="text"/>	<input type="text"/>	<input type="text"/>

Nome: _____

QUANTAS FRUTAS TEM AQUI?













Resolva as somas e escreva as respostas nos espaços.



Nome: _____

QUANTAS FRUTAS TEM AQUI?


Resolva as somas e escreva as respostas nos espaços.




Nome: _____

QUANTAS FRUTAS SOBRARAM?


Resolva as subtrações e escreva as respostas nos espaços.




-




=




-




=




-




=




-



=



-

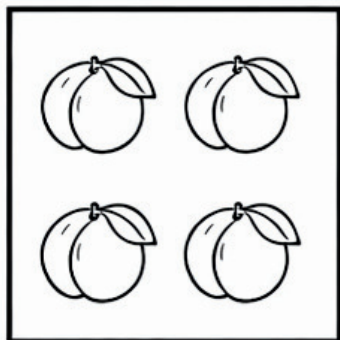


=


Nome: _____

QUANTAS FRUTAS SOBRARAM?


Resolva as subtrações e escreva as respostas nos espaços.




—




=




—




=




—




=




—



=



—




=

Nome: _____

SUDOKU DIVERTIDO

Descubra quais frutas estão faltando para completar este sudoku.
Lembre-se, cada fruta aparece somente uma vez em cada linha e coluna.
Capriche no desenho das frutas faltosas!




**LEMBRE-SE:
UMA ALIMENTAÇÃO
SAUDÁVEL NOS DEIXA
MAIS FORTES!**



Nome: _____

SUDOKU DIVERTIDO

Descubra quais frutas estão faltando para completar este sudoku.
Lembre-se, cada fruta aparece somente uma vez em cada linha e coluna.
Capriche no desenho das frutas faltosas!



**LEMBRE-SE:
UMA ALIMENTAÇÃO
SAUDÁVEL NOS DEIXA
MAIS FORTES!**





ATENÇÃO: AVISO IMPORTANTE SOBRE DIREITOS AUTORAIS

Posso compartilhar o material com outros professores?

O material é oferecido para uso pessoal e em sala de aula. Contudo, é fundamental respeitar os direitos autorais:

- Permitido: Imprimir quantas vezes desejar para uso com seus alunos. Se quiser enviar para outros professores, pedimos que, por gentileza, **compartilhar material usando o link do artigo do Blog Ello Educar.**
- Não permitido: Qualquer forma de plágio, cópia, reprodução, redistribuição ou venda, total ou parcial, sem autorização da autora **Lídia Maria Sousa de Lima**, conforme a Lei nº 9.610/98.

**Agradecemos pela leitura e por valorizar
nosso esforço, feito com dedicação para
apoiar o seu dia a dia na educação.**

Gostou desse material?

Nos siga em nossas redes sociais e fique por dentro das nossas atualizações



[@elloeducar](https://www.instagram.com/_elloeducar)



Blog [Ello Educar](https://elloeducar.com.br)



[Ello Educar](https://elloeducar.com.br)



Fale conosco por meio de nossa e-mail:

contato@elloeducar.com.br

Ou através de nosso formulário de contato

[Contato - Ello Educar](#)

📌 Acompanhe o nosso blog e não perca nenhuma atualização!

Adicione nosso site aos seus favoritos e tenha acesso diário a conteúdos educativos, artigos exclusivos, planos de aula e sugestões de atividades para enriquecer sua prática pedagógica. Inspire-se, compartilhe e transforme sua sala de aula com a gente!



[Blog Ello Educar](https://elloeducar.com.br)