

# MEU LIVRO DE ATIVIDADES VOLTA ÀS AULAS

26 páginas de  
atividades

**1º ANO**


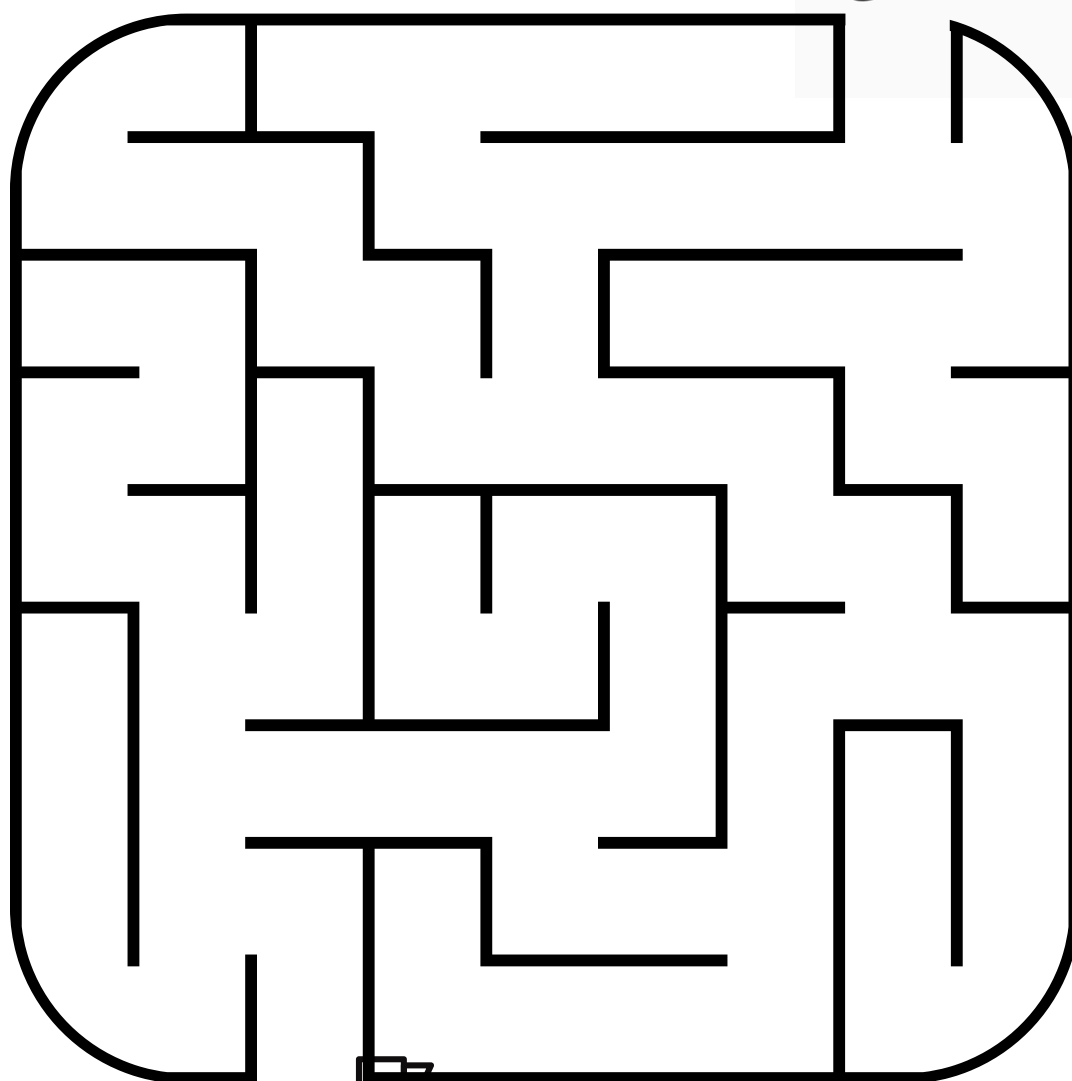
**Blog Ello Educar**

Nome: \_\_\_\_\_ Data: \_\_\_\_\_

# VOLTA ÀS AULAS

## Labirinto de Volta às Aulas

Ajude as crianças a chegarem na  
escola.




Nome: \_\_\_\_\_

Data: \_\_\_\_\_

# VOLTA ÀS AULAS

## Labirinto de Volta às Aulas

Ajude as crianças a chegarem na  
escola.





Nome: \_\_\_\_\_

Data: \_\_\_\_\_

# **VOLTA ÀS AULAS**

## **Labirinto de Volta às Aulas**

Ajude a menina a pegar sua mochila.



Nome: \_\_\_\_\_

Data: \_\_\_\_\_



# VOLTA ÀS AULAS

## MEU NOME



Meu nome é:

Estas são as letras do meu nome:

A

B

C

D

E

F

G

H

I

J

K

L

M

N

O

P

Q

R

S

T

U

V

W

X

Y

Z

Meu nome tem a seguinte quantidade de:

VOGAIS

CONSOANTES

LETRAS



Nome: \_\_\_\_\_ Data: \_\_\_\_\_



# MEU PRIMEIRO DIA DE AULA



Desenhe como foi seu primeiro dia de aula.

A large rectangular area for drawing, enclosed by a decorative border with star-shaped ornaments in each corner. The area is currently blank.

Escreva seu nome.

Three horizontal lines for writing the name: a solid top line, a dashed middle line, and a solid bottom line.

Nome: \_\_\_\_\_

Data: \_\_\_\_\_

# VOLTA ÀS AULAS

PRÁTICA DE CALIGRAFIA EM  
LETRAS MAIÚSCULAS




A B C D E F G

H I J K L M N

O P Q R S T

U V W X Y Z



Nome: \_\_\_\_\_

Data: \_\_\_\_\_

# VOLTA ÀS AULAS

PRÁTICA DE CALIGRAFIA  
EM LETRAS MAIÚSCULAS



A B C D E F G

H I J K L M N

O P Q R S T

U V W X Y Z



Nome: \_\_\_\_\_

Data: \_\_\_\_\_

# VOLTA ÀS AULAS

PRÁTICA DE CALIGRAFIA EM  
LETRAS MAIÚSCULAS



a b c d e f g h

i j k l m n o p

q r s t u v w

x y z

Nome: \_\_\_\_\_

Data: \_\_\_\_\_

# VOLTA ÀS AULAS - ALFABETO



Aa

Bb

Cc

Dd

Ee

Ff

Gg

Hh

Ii

Jj

Kk

Ll

Mm

Nn

Oo

Pp

Qq

Rr

Ss

Tt

Uu

Vv


Ww

Xx

Yy


Zz

Nome: \_\_\_\_\_ Data: \_\_\_\_\_



# Volta às aulas treinando a escrita


É hora de treinar a escrita dos nomes  
dos materiais escolares.



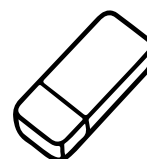
CADERNO



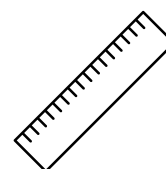
LÁPIS



BORRACHA




RÉGUA



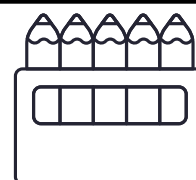
COLA




LIVRO



LÁPIS DE COR




Nome: \_\_\_\_\_ Data: \_\_\_\_\_



# Volta às aulas treinando a escrita


É hora de treinar a escrita dos nomes  
dos materiais escolares.



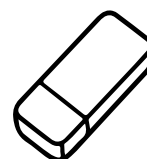
caderno



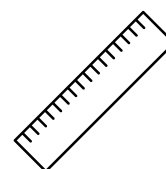
lápis



borracha




régua



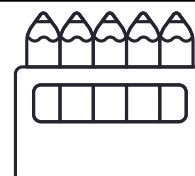
cola



livro




lápis de cor




Nome: \_\_\_\_\_

Data: \_\_\_\_\_




# Volta às aulas treinando a escrita

É hora de treinar a escrita dos nomes  
dos materiais escolares.



TESOURA



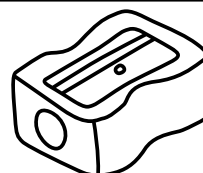
ESTOJO




CANETINHA




APONTADOR



CANETA



GIZ DE CERA




MOCHILA




Nome: \_\_\_\_\_

Data: \_\_\_\_\_




# Volta às aulas treinando a escrita

É hora de treinar a escrita dos nomes  
dos materiais escolares.



tesoura



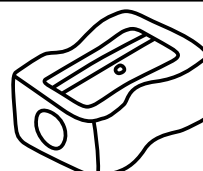
estopo




canetinha




apontador



caneta



giz de cera



mochila






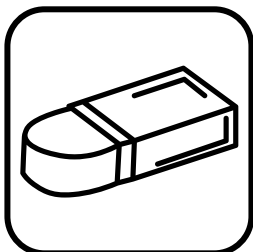
Nome: \_\_\_\_\_ Data: \_\_\_\_\_

## Volta às aulas – material escolar


1- Observe as figuras e trace as palavras.



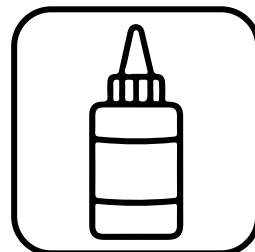
livro




borracha



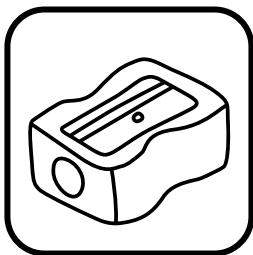
régua



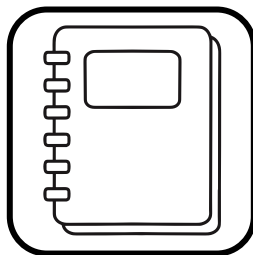
cola




lápis



apontador

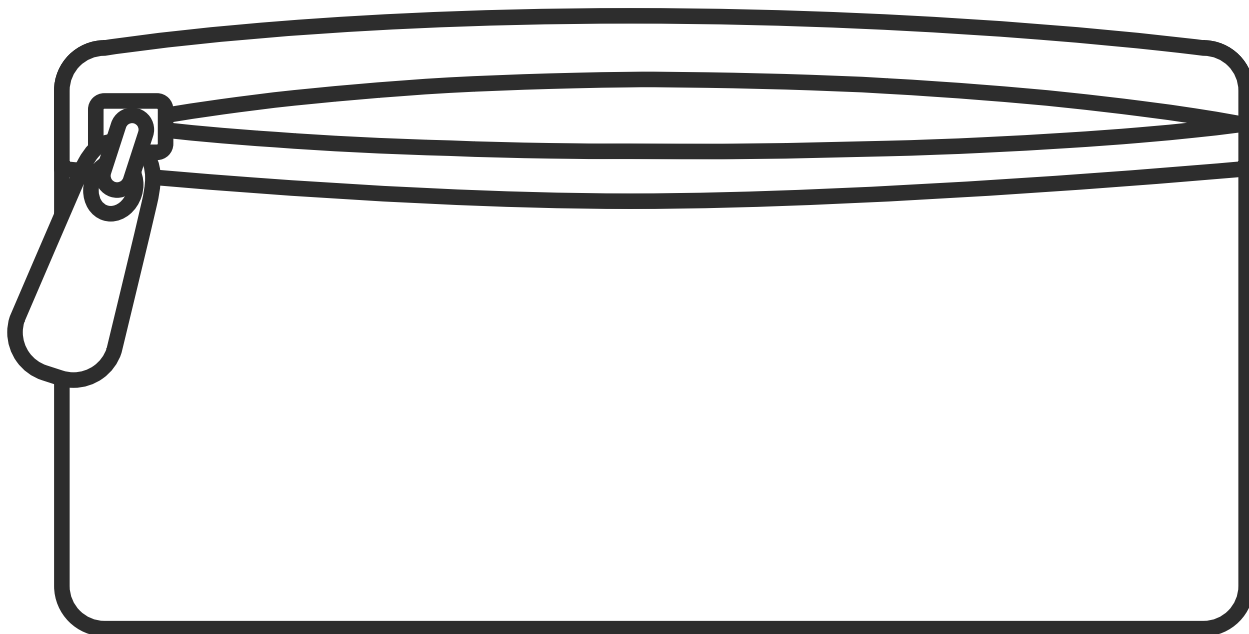


Caderno



tesoura

2- O que tem no seu estojo? Desenhe, aponte e diga.



Nome: \_\_\_\_\_ Data: \_\_\_\_\_

# Volta às aulas - material escolar


Identifique os materiais escolares.

livro  
régua  
lápis


estojo  
cola  
tesoura

Canetinhas  
borracha  
caneta


apontador  
caderno  
mochila




\_\_\_\_\_




\_\_\_\_\_




\_\_\_\_\_



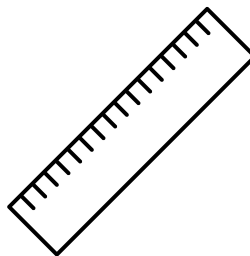
\_\_\_\_\_




\_\_\_\_\_



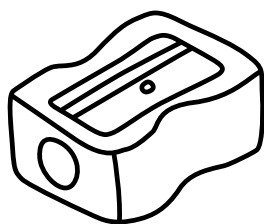
\_\_\_\_\_



\_\_\_\_\_



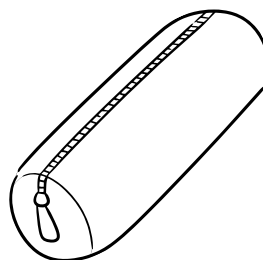
\_\_\_\_\_



\_\_\_\_\_



\_\_\_\_\_



\_\_\_\_\_

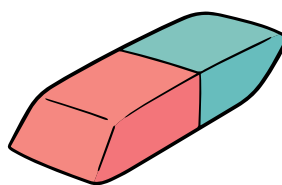



\_\_\_\_\_


Nome: \_\_\_\_\_ Data: \_\_\_\_\_

# VOLTA ÀS AULAS


1. Procure no caça-palavras silábico as sílabas que formam o nome dos seguintes materiais escolares e pinte da mesma cor.



A	CA	NE	TA	NO	MO
BA	CE	RE	JA	VE	CHI
DO	BOR	RA	CHA	ZA	LA
SI	RA	SO	RO	MA	ÇA
LI	ME	LÁ	PIS	A	VE
VRO	CO	CE	TO	VI	RE
HA	A	PON	TA	DOR	CA



2. Escreva abaixo as palavras que você formou.



\_\_\_\_\_

\_\_\_\_\_

\_\_\_\_\_

\_\_\_\_\_

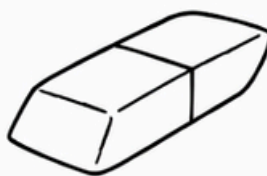
\_\_\_\_\_

\_\_\_\_\_



Nome: \_\_\_\_\_ Data: \_\_\_\_\_

## VOLTA ÀS AULAS

1. Procure no caça-palavras silábico as sílabas que formam o nome dos seguintes materiais escolares e pinte da mesma cor.



A	CA	NE	TA	NO	MO
BA	CE	RE	JA	VE	CHI
DO	BOR	RA	CHA	ZA	LA
SI	RA	SO	RO	MA	ÇA
LI	ME	LÁ	PIS	A	VE
VRO	CO	CE	TO	VI	RE
HA	A	PON	TA	DOR	CA



2. Escreva abaixo as palavras que você formou.



_____	_____
_____	_____
_____	_____

Nome: \_\_\_\_\_ Data: \_\_\_\_\_

## VOLTA ÀS AULAS – OBJETIVOS ESCOLARES


1. Complete o nome dos objetos escolares com as vogais.



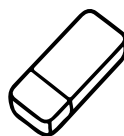
C\_\_D\_\_RN\_\_



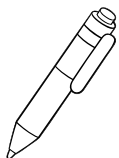
L\_\_VR\_\_



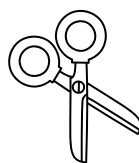
L\_\_P\_\_S



B\_\_RR\_\_CH\_\_

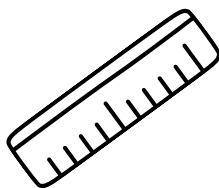


C\_\_N\_\_T\_\_



T\_\_S\_\_ \_\_R\_\_

2. Ligue os objetos ao seu nome:



COLA   APONTADOR   MOCHILA   PINCEL   RÉGUA

3. Pinte somente as nuvens com nomes dos objetos que tem na sala de aula.

SOFÁ

MESA

LOUSA

JANELA

FOGÃO

CADEIRA

APAGADOR

MARTELO

Nome: \_\_\_\_\_

Data: \_\_\_\_\_

# Volta às aulas treinando a escrita numérica

Vamos treinar a escrita dos números.

1

2

3

4

5

6

7

8

9

10






NOME:

DATA:

## VOLTA ÀS AULAS: CONTAGEM DE 1 A 10


Conte quantos objetos da sala de aula há em cada caixa e circule o número correto.



1

2


3



3

8


4



1

3


2



2

5

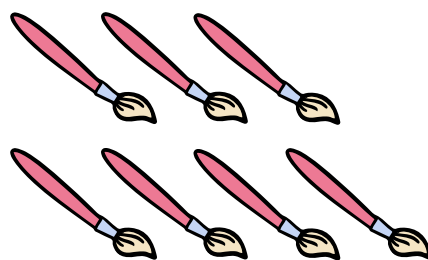
3



6

8


10



7

8

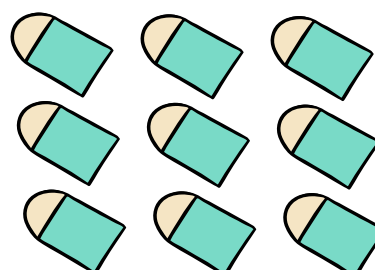
9



10

8

9



6

9



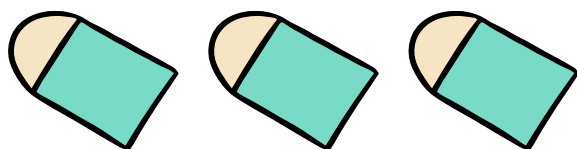

8

NOME:

DATA:

## VOLTA ÀS AULAS: CONTAGEM DE 1 A 10

Conte quantos itens há na sala de aula e escreva o número na caixa.





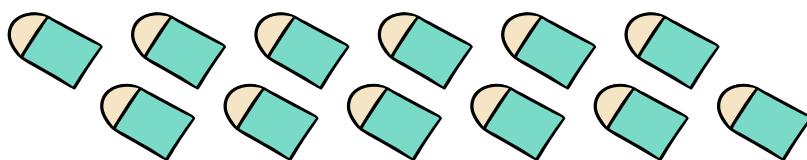

Agora desenhe o seu e peça para um amigo resolver!

NOME:

DATA:

## VOLTA ÀS AULAS: CONTAGEM DE 10 A 20

Conte quantos itens há na sala de aula e escreva o número na caixa.




Agora desenhe o seu e peça para um amigo resolver!

NOME:

DATA:

## VOLTA ÀS AULAS: CONTAGEM DE 1 A 10

Conte quantos itens há e circule o número correto.



**4      7      10**



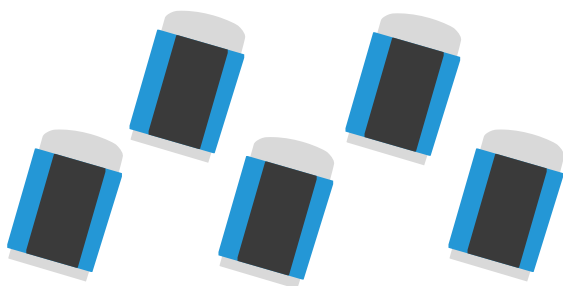
**4      6      8**




**5      3      9**



**0      1      2**



**2      9      5**



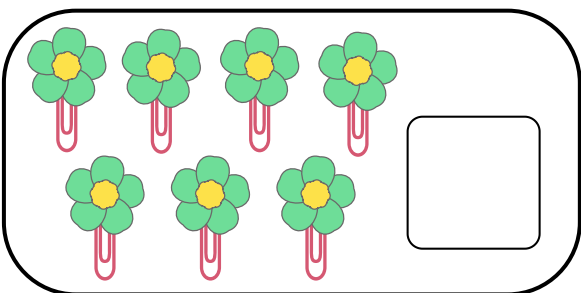
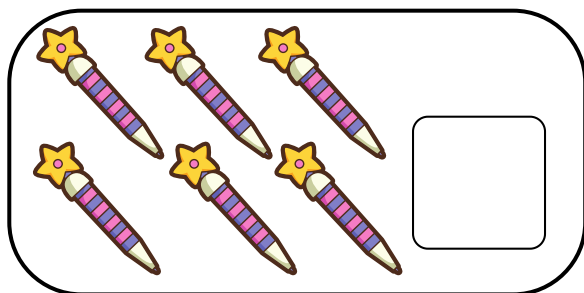
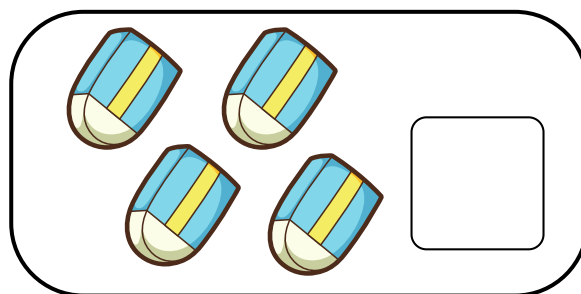
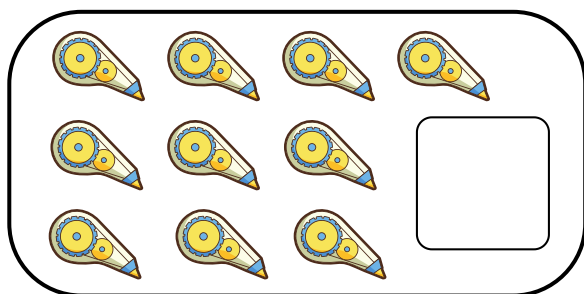
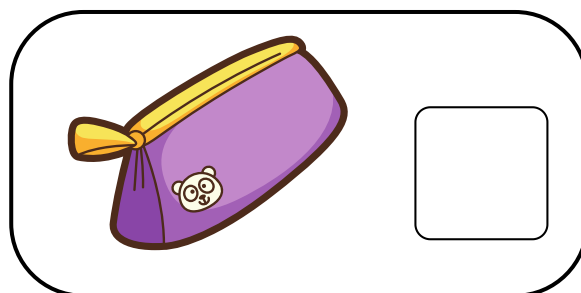
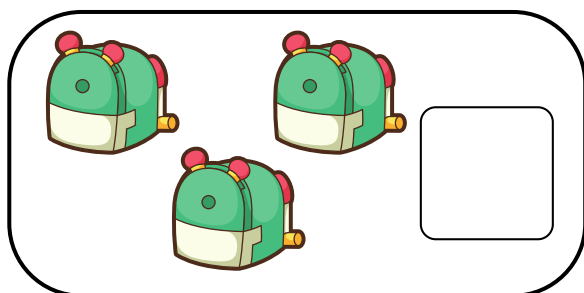

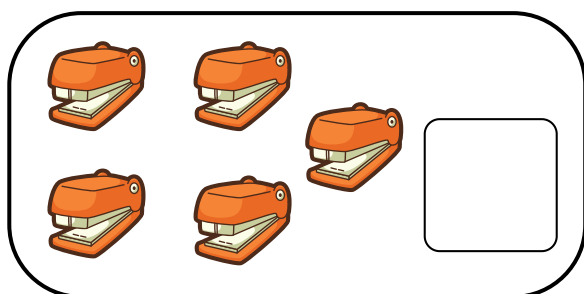
**9      5      8**

NOME:

DATA:

## VOLTA ÀS AULAS: CONTAGEM DE 1 A 10

Conte quantos itens há na sala de aula e escreva o número na caixa.




# Rastrear e contar

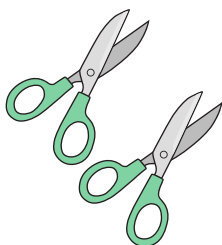
Conte os objetos e trace a palavra.



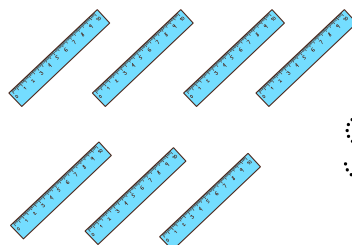
UM



SEIS




DOIS




SETE




TRÊS



OITO




QUATRO



NOVE



CINCO



DEZ











Nome: \_\_\_\_\_

Data: \_\_\_\_\_

# Volta às aulas

## Recortar e colar números

Recorte os números e cole-os em objetos que tenham o mesmo número.



1	3	2	4
5	6	7	8

# Gostou desse material?

Nos siga em nossas redes sociais e fique por dentro das nossas atualizações



[\\_elloeducar](https://www.instagram.com/_elloeducar)



Blog [Ello Educar](#)



[Ello Educar](#)



Fale conosco por meio de nossa e-mail:

[contato@elloeducar.com.br](mailto:contato@elloeducar.com.br)

Ou através de nosso formulário de contato

[Contato - Ello Educar](#)

📌 Acompanhe o nosso blog e não perca nenhuma atualização!

Adicione nosso site aos seus favoritos e tenha acesso diário a conteúdos educativos, artigos exclusivos, planos de aula e sugestões de atividades para enriquecer sua prática pedagógica. Inspire-se, compartilhe e transforme sua sala de aula com a gente!



[Blog Ello Educar](#)



## **ATENÇÃO: AVISO IMPORTANTE SOBRE DIREITOS AUTORAIS**

Olá, querido leitor!

Este material foi desenvolvido com muito carinho, cuidado e dedicação pela equipe da ELLO EDUCAR, sob a autoria da professora Lídia Maria Sousa de Lima, pedagoga e psicopedagoga clínica e institucional.

Todo o conteúdo aqui apresentado é protegido por direitos autorais. Está terminantemente proibida qualquer forma de plágio, cópia, reprodução, redistribuição, venda ilegal ou compartilhamento, seja total ou parcial, sem autorização expressa da autora.

Essa proibição se aplica tanto para fins comerciais quanto não comerciais. O uso indevido deste material constitui violação da Lei de Direitos Autorais (Lei nº 9.610/98) e está sujeito a sanções civis e penais. Conforme o artigo 184 do Código Penal Brasileiro, a infração de direitos autorais é crime, com pena de detenção de 3 meses a 1 ano, ou multa.

✦ [Clique aqui para acessar a legislação completa](#)

Agradecemos profundamente a sua compreensão e respeito por este trabalho. Valorizando o conteúdo, você também apoia a continuidade de projetos educativos de qualidade.

Com carinho,  
Equipe ELLO EDUCAR